



Caledonian

Railway Cables

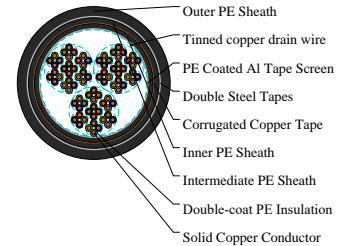

www.caledonian-cables.com

marketing@caledonian-cables.com

MD4 Medium Distance Trackside Telecom Cables

CT2328 (Main cable)

RS2328-2Y2Y(K)2YB2Y-21Q0.8



APPLICATIONS

The cables are designed for long distance of over 10km telecommunications alongside railway lines.

STANDARDS

SNCF CT 2328

VOLTAGE RATING

750V DC/450V AC

CABLE CONSTRUCTION

Conductors: Solid copper, 0.8mm nominal diameter

Insulation: Coloured solid polyethylene.

Cabling Element: Four conductors are twisted together to form a quad.

Filling: Petroleum jelly.

Screen: PE-copolymer coated aluminium tape

Drain Wire: Tinned drain wire.

Inner Sheath: Low density polyethylene

Screen: One corrugated copper tape

Intermediate Sheath: Low density polyethylene

Armour: Two helically applied steel tapes.

Outer Sheath: Low density polyethylene

PHYSICAL AND THERMAL PROPERTIES

Bending Radius: 10XOD

Temperature Range: -40°C to +60°C (during operation); -10°C +60°C (during installation)

Electrical Properties

Electrical Characteristics at 20°C:

Nominal Conductor Diameter: 0.8 mm

Maximum Conductor Resistance (DC): 73.4Ω/km

Minimum Insulation Resistance @500 V DC (3mins): 15000 MΩ.km



Caledonian

Railway Cables

www.caledonian-cables.com

marketing@caledonian-cables.com

Mutual Capacitance @800Hz:51 nF/km

Average Capacitance Unbalance

In quad:50 pF/1450 m

Between quads:30 pF/1450 m

Real-ground:200 pF/1450 m

Maximum Attenuation @1MHz:15.9 dB/km

Maximum Reduction Factor:0.2

Dielectric Strength (DC voltage 1min):

Conductor to conductor:1500 V

Conductor to screen:3000 V

DIMENSION AND PARAMETERS

No. of Quad	Conductor Diameter	Nominal Diameter over Insulation	Nominal Inner Sheath Thickness	Nominal Intern. Sheath Thickness	Nominal Outer Sheath Thickness	Nom. Overall Diameter	Approx. Weight
	mm	mm	mm	mm	mm	mm	kg/km
21	0.8	1.27	1.3	1.3	2.5	31.3	1655



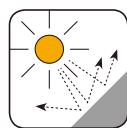
Buried in Ground



Laid In Channel




Rated voltage



UV Resistant



Water Resistant



Zero Halogen
IEC 60754-1/EN 50267-2-1
NF C20-454